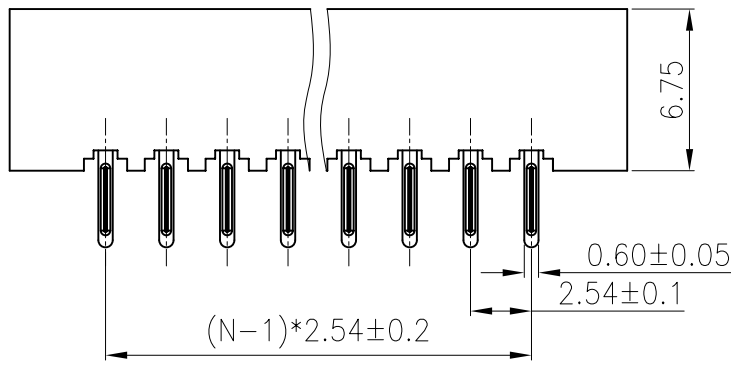
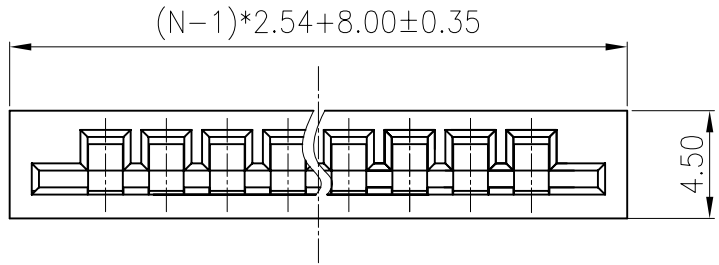
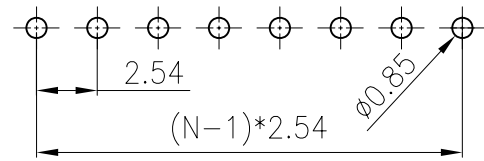


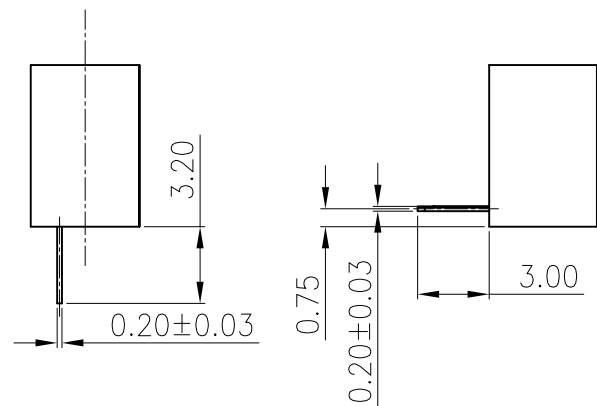
REV.	DESCRIPTION	DRAWN	CHECKED	APPROVED
A	NEW RELEASE	LJH 10/04/05'		



N:NUMBER OF CONTACTS



RECOMMEND PCB LAYOUT(TOLERANCE=±0.05)



V/T TYPE

R/A TYPE

NOTES:

- MATERIAL
 - INSULATOR:THERMOPLASTIC(UL 94V-0).
 - CONTACT: COPPER ALLOY.
- SPECIFICATION
 - TEMPERATURE:-20-+80°C.
 - CONTACT RESISTANCE:20mΩ max.
 - INSULATION RESISTANCE:1000MΩ min.
 - DIELECTRIC WITHSTANDING VOLTAGE:AC 500V PER MINUTE.
- MECHANICAL CHARACTERISTICS:
 - CONTACT RETENTION FORCE: 500gf Min.
- PART NUMBER: DS1020
- PRODUCT NUMBER CODE:
 DS1020- X X X X
 CONTACT TYPE
 D: Double side
 CONTACT PLATING
 T1: TIN
 MOUNTING TYPE
 S: V/T TYPE
 R: R/A TYPE
 No. OF CONTACTS
 02~27
 SERIES No.
 DS1020

GENERAL TOLERANCE		ANGLE TOLERANCE		PROJECTION	TITLE	FFC/FPC CONNECTOR					
X.	±0.60	X.	±5°	UNITS	mm	PITCH 2.54mm LIF.T/H					
.X	±0.38	.X	±3°	SHEET SIZE	A4	SERIES	DS1020 SERIES				
.XX	±0.25	.XX	±2°			FB-02 FB-02R FB-03 FB-03R FB-04 FB-04R FB-05 FB-05R FB-06 FB-06R FB-07 FB-07R FB-08 FB-08R FB-09 FB-09R FB-10 FB-10R FB-11 FB-11R FB-12 FB-12R FB-13 FB-13R FB-14 FB-14R FB-15 FB-15R FB-16 FB-16R FB-17 FB-17R FB-18 FB-18R FB-19 FB-19R FB-20 FB-20R FB-21 FB-21R FB-22 FB-22R FB-23 FB-23R FB-24 FB-24R FB-25 FB-25R FB-26 FB-26R FB-27 FB-27R					
DRAWING TYPE		CUSTOMER									
SCALE		1:1	SHEET		1 OF 1						
DRAWING NO.		C-DS1020-XXXX									